



Durable, Rigid, Click-Fit Luxury Vinyl | By Verona



Welcome  
to the future of flooring

Rydal Natural Oak Herringbone



Durable, Rigid, Click-Fit Luxury Vinyl | By Verona

ClickLux combines next generation technology with the latest design trends to offer a stylish and versatile collection of rigid SPC flooring that's suitable for a wide range of projects.

You will find everything you need to know about ClickLux on the following pages, from design inspiration to technical specifications and installation advice.

Welcome to the future of flooring.



Weathered Ash



Ashdown Limed Oak

## Contents

- 4. What is ClickLux?
- 6. Wood Effect Herringbone
- 12. Wood Effect Planks
- 22. Stone Effect Tiles
- 30. Installation Advice & Aftercare
- 32. Ideas & Notes
- 34. Index



Rodellar Stone Silver



Water Resistant



Easy to Install



Dust Free



Warm Underfoot



Anti-Bacterial



Sound Insulation



Low Maintenance



Eco-Friendly



PHTHALATE Free



Integrated Underlay

## What is ClickLux?

ClickLux is a collection of premium SPC planks & tiles reminiscent of natural wood and stone but with several added benefits. The wood effects come in an elongated 177.8 x 1219.2mm traditional plank size & smaller 126 x 630mm format to create herringbone patterned floors, whilst the stone effect and patterned tile-style designs come in a classic 305 x 610mm size.

Manufactured using state of the art technology, SPC (Stone Polymer Composite) is the next generation of Luxury Vinyl Tiles, combining limestone and stabilisers to create a very durable core. SPC is hardwearing, waterproof and more rigid than traditional LVT, making it suitable for domestic and commercial projects.

ClickLux features an easy to install locking system without the need for messy adhesives and you don't even have to worry about purchasing separate underlay as there's a 1mm foam underlay already built in to each plank, making any room instantly warm and cosy and speeding up the installation process. For added warmth the Clicklux Collection can be used with both electric and piped radiant underfloor heating systems\*.

ClickLux comes with up to 20 years domestic warranty and up to 5 years commercial warranty, so you can be confident your new flooring will look good for years to come.




Bowell Stone Grey



Rustic Willow

\*See installation advice on pages 30-31 for further information and technical specification

# Next Generation SPC Layers



## Burnham Golden Oak Herringbone

The warm brown tones of Burnham exude luxury. It works well with neutral schemes and cottage style muted tones for a natural rustic look.

**Code** L10050

**Type** Water Resistant SPC

**Installation** 5Gi

**Plank size** 126 x 630mm

**Thickness** 4mm + 1mm  
underlay

**Pack size** 2.22m<sup>2</sup>

**Pieces per pack** 28

**Suitability** 0.3mm wear  
layer Heavy Domestic /  
Light Commercial (Class  
23/31)





## Rydal Natural Oak Herringbone

Featuring a stripped back, classic natural oak shade, Rydal is the perfect floor for adding interest in minimalist and modern style interiors.

**Code** L10051

**Type** Water Resistant SPC

**Installation** 5Gi

**Plank size** 126 x 630mm

**Thickness** 4mm + 1mm underlay

**Pack size** 2.22m<sup>2</sup>

**Pieces per pack** 28

**Suitability** 0.3mm wear layer Heavy Domestic / Light Commercial (Class 23/31)

## Selwood Light Oak Herringbone

Effortlessly create Scandi-chic decor with Selwood, a light toned wood effect tile that works well with a pared back scheme full of warm whites, natural materials and black accents.

**Code** L10052

**Type** Water Resistant SPC

**Installation** 5Gi

**Plank size** 126 x 630mm

**Thickness** 4mm + 1mm  
underlay

**Pack size** 2.22m<sup>2</sup>

**Pieces per pack** 28

**Suitability** 0.3mm wear  
layer Heavy Domestic /  
Light Commercial (Class  
23/31)







## Ashdown Limed Oak Herringbone

With a shade that sits perfectly between cool light grey and warm washed oak, Ashdown provides the perfect neutral back drop for all interior decor, but in a premium herringbone pattern.

**Code** L10053

**Type** Water Resistant SPC

**Installation** 5Gi

**Plank size** 126 x 630mm

**Thickness** 4mm + 1mm  
underlay

**Pack size** 2.22m<sup>2</sup>

**Pieces per pack** 28

**Suitability** 0.3mm wear  
layer Heavy Domestic /  
Light Commercial (Class  
23/31)

## Wyre Silver Oak Herringbone

In a classic silver grey shade, Wyre is a sophisticated yet versatile option that works well with both cooler and warm toned colour schemes.

**Code** L10054

**Type** Water Resistant SPC

**Installation** 5Gi

**Plank size** 126 x 630mm

**Thickness** 4mm + 1mm  
underlay

**Pack size** 2.22m<sup>2</sup>

**Pieces per pack** 28

**Suitability** 0.3mm wear  
layer Heavy Domestic /  
Light Commercial (Class  
23/31)





Also featuring Hex Marble 175x202mm wall tiles. Visit [www.veronagroup.co.uk](http://www.veronagroup.co.uk) for more details.

## Haldon Antique Oak Herringbone

A mix of medium brown tones with a hint of grey, Haldon features a striking realistic wood effect design that's perfect for bringing harmony to your room decor.

**Code** L10055

**Type** Water Resistant SPC

**Installation** 5Gi

**Plank size** 126 x 630mm

**Thickness** 4mm + 1mm  
underlay

**Pack size** 2.22m<sup>2</sup>

**Pieces per pack** 28

**Suitability** 0.3mm wear  
layer Heavy Domestic /  
Light Commercial (Class  
23/31)

## Silver Birch

The soft grey shade and simple design of Silver Birch will complement a wide range of rooms, whilst the click-fit system and integrated underlay makes installation child's play.

**Code** L10007

**Type** Water Resistant SPC

**Installation** I4F


**Plank size** 177.8 x 1219.2mm

**Thickness** 4mm + 1mm  
underlay

**Pack size** 2.167m<sup>2</sup>

**Pieces per pack** 10

**Suitability** 0.3mm wear  
layer Heavy Domestic /  
Light Commercial (Class  
23/31)



The hygienic  
and dust-free  
finish is ideal for  
bedrooms



## Black Elm

This striking dark wood grain finish will create a sophisticated feel in any room, whilst also being waterproof and durable.

**Code** L10002

**Type** Water Resistant SPC

**Installation** I4F

**Plank size** 177.8 x 1219.2mm

**Thickness** 4mm + 1mm  
underlay

**Pack size** 2.167m<sup>2</sup>

**Pieces per pack** 10

**Suitability** 0.3mm wear  
layer Heavy Domestic /  
Light Commercial (Class  
23/31)

## Weathered Ash

Bridging the gap between cool grey and warmer natural wood shades, Weathered Ash will complement a variety of interior colour schemes.

**Code** L10003

**Type** Water Resistant SPC

**Installation** I4F

**Plank size** 177.8 x 1219.2mm

**Thickness** 4mm + 1mm  
underlay

**Pack size** 2.167m<sup>2</sup>

**Pieces per pack** 10

**Suitability** 0.3mm wear  
layer Heavy Domestic /  
Light Commercial (Class  
23/31)



Also featuring Handmade White 75x300mm wall tiles. Visit [www.veronagroup.co.uk](http://www.veronagroup.co.uk) for more details.



Durable and waterproof - perfect for busy bathrooms

## Limed Oak

The palest of all the ClickLux designs, Limed Oak has a soft neutral feel that will bring a sense of light and calm to any room.

**Code** L10010

**Type** Water Resistant SPC

**Installation** I4F

**Plank size** 177.8 x 1219.2mm

**Thickness** 4mm + 1mm underlay

**Pack size** 2.167m<sup>2</sup>

**Pieces per pack** 10

**Suitability** 0.3mm wear layer Heavy Domestic / Light Commercial (Class 23/31)

Also featuring Brecon White 250x500mm wall tiles. Visit [www.veronagroup.co.uk](http://www.veronagroup.co.uk) for more details.

## Light Oak

This classic Light Oak shade is contemporary yet timeless. Use throughout the home as a durable alternative to natural wood flooring that's warm underfoot.

**Code** L10005

**Type** Water Resistant SPC

**Installation** I4F

**Plank size** 177.8 x 1219.2mm

**Thickness** 4mm + 1mm  
underlay

**Pack size** 2.167m<sup>2</sup>

**Pieces per pack** 10

**Suitability** 0.3mm wear  
layer Heavy Domestic /  
Light Commercial (Class  
23/31)







## Warm Maple

Featuring very subtle cross-cut saw marks, Warm Maple gives the look and feel of real wood but in a waterproof finish that's ideal for bathrooms.

**Code** L10008

**Type** Water Resistant SPC

**Installation** I4F

**Plank size** 177.8 x 1219.2mm

**Thickness** 4mm + 1mm  
underlay

**Pack size** 2.167m<sup>2</sup>

**Pieces per pack** 10

**Suitability** 0.3mm wear  
layer Heavy Domestic /  
Light Commercial (Class  
23/31)

## Antique Cedar

This traditional timber effect design features subtle knot and wood grain details. It's ideal for creating seamless flooring from one room to the next throughout the home.

**Code** L10009

**Type** Water Resistant SPC

**Installation** I4F

**Plank size** 177.8 x 1219.2mm

**Thickness** 4mm + 1mm  
underlay

**Pack size** 2.167m<sup>2</sup>

**Pieces per pack** 10

**Suitability** 0.3mm wear  
layer Heavy Domestic /  
Light Commercial (Class  
23/31)





## Rustic Willow

Perfect for period properties, this is the most rustic of the ClickLux designs. It offers realistic shading variations, wood grain details and a lightly distressed appearance, but unlike real wood it's completely waterproof.

**Code** L10006

**Type** Water Resistant SPC

**Installation** I4F

**Plank size** 177.8 x 1219.2mm

**Thickness** 4mm + 1mm  
underlay

**Pack size** 2.167m<sup>2</sup>

**Pieces per pack** 10

**Suitability** 0.3mm wear  
layer Heavy Domestic /  
Light Commercial (Class  
23/31)

## Golden Beech

Featuring a Golden Beech colour with subtle shade variations and wood grain detailing, this design will give any room a warm and cosy feel.

**Code** L10001

**Type** Water Resistant SPC

**Installation** I4F


**Plank size** 177.8 x 1219.2mm

**Thickness** 4mm + 1mm  
underlay

**Pack size** 2.167m<sup>2</sup>

**Pieces per pack** 10

**Suitability** 0.3mm wear  
layer Heavy Domestic /  
Light Commercial (Class  
23/31)



Give dining  
areas a spill-proof  
finish that's easy  
to clean



## Rich Walnut

Deep and sophisticated, Rich Walnut is a timeless classic. Its low maintenance and sound insulating properties make it the perfect choice for busy areas such as hallways.

**Code** L10004

**Type** Water Resistant SPC

**Installation** I4F

**Plank size** 177.8 x 1219.2mm

**Thickness** 4mm + 1mm  
underlay

**Pack size** 2.167m<sup>2</sup>

**Pieces per pack** 10

**Suitability** 0.3mm wear  
layer Heavy Domestic /  
Light Commercial (Class  
23/31)

## Axia Concrete Anthracite

Perfect for modern interiors, Axia features subtle flecks of terrazzo stone-like pieces that give a nod to the industrial trend in a tonal Anthracite shade.

**Code** L10017

**Type** Water Resistant SPC

**Installation** Uniclic

**Plank size** 305 x 610mm

**Thickness** 5mm + 1mm  
underlay

**Pack size** 1.86m<sup>2</sup>

**Pieces per pack** 10

**Suitability** 0.56mm wear  
layer General Commercial  
(Class 23/31)



Also featuring Central White 100x200mm wall tiles. Visit [www.veronagroup.co.uk](http://www.veronagroup.co.uk) for more details.



The easy to clean surface is great for a busy family hallway

## Axia Concrete Grey

Create a lived in feel with the weathered concrete effect of Axia Concrete Grey in a durable and hard wearing finish that's perfect for entrances and hallways.

**Code** L10016

**Type** Water Resistant SPC

**Installation** Uniclic

**Plank size** 305 x 610mm

**Thickness** 5mm + 1mm underlay

**Pack size** 1.86m<sup>2</sup>

**Pieces per pack** 10

**Suitability** 0.56mm wear layer General Commercial (Class 23/31)

## Chamonix Marble Beige

Create a cosy ambience in any room with the warming shade of Chamonix Marble Beige. Coordinate with natural textures for a rustic feel that's easy to maintain.

**Code** L10018

**Type** Water Resistant SPC

**Installation** Uniclic

**Plank size** 305 x 610mm

**Thickness** 5mm + 1mm underlay

**Pack size** 1.86m<sup>2</sup>

**Pieces per pack** 10

**Suitability** 0.56mm wear layer General Commercial (Class 23/31)



Also featuring Coffee Stone Hexagon Mosaic 300x300mm wall tiles. Visit [www.veronagroup.co.uk](http://www.veronagroup.co.uk) for more details.





Also featuring Handmade White 75x150mm wall tiles. Visit [www.veronagroup.co.uk](http://www.veronagroup.co.uk) for more details.

## Castello Marble White

Perfect for modern spaces, Castello Marble White offers a sleek and contemporary look with realistic veining detail. Unlike real marble, it doesn't require sealing and will look immaculate for years to come.

**Code** L10013

**Type** Water Resistant SPC

**Installation** Uniclic

**Plank size** 305 x 610mm

**Thickness** 5mm + 1mm underlay

**Pack size** 1.86m<sup>2</sup>

**Pieces per pack** 10

**Suitability** 0.56mm wear layer General Commercial (Class 23/31)

## Bowfell Stone Grey

Contemporary and sophisticated, Bowfell Stone Grey is a timeless classic. Extend the design seamlessly throughout the home for a flawless look that's also warm underfoot.

**Code** L10021

**Type** Water Resistant SPC

**Installation** Uniclic

**Plank size** 305 x 610mm

**Thickness** 5mm + 1mm  
underlay

**Pack size** 1.86m<sup>2</sup>

**Pieces per pack** 10

**Suitability** 0.56mm wear  
layer General Commercial  
(Class 23/31)





Also featuring Pueblo Silver 300x900mm wall tiles. Visit [www.veronagroup.co.uk](http://www.veronagroup.co.uk) for more details.

## Rodellar Stone Silver

The warm silver shade and natural stone design of Rodellar will complement a variety of rooms throughout the home, whilst the click-fit system makes installation a breeze.

**Code** L10024

**Type** Water Resistant SPC

**Installation** Uniclic

**Plank size** 305 x 610mm

**Thickness** 5mm + 1mm underlay

**Pack size** 1.86m<sup>2</sup>

**Pieces per pack** 10

**Suitability** 0.56mm wear layer General Commercial (Class 23/31)

## Pinnacle Concrete Anthracite

The striking deep Anthracite shade and weathered concrete effect finish will create a modern feel in any room, whilst also being splash-proof and practical.

**Code** L10015

**Type** Water Resistant SPC

**Installation** Uniclic

**Plank size** 305 x 610mm

**Thickness** 5mm + 1mm underlay

**Pack size** 1.86m<sup>2</sup>

**Pieces per pack** 10

**Suitability** 0.56mm wear layer General Commercial (Class 23/31)



Also featuring Hope White 75x300mm wall tiles. Visit [www.veronagroup.co.uk](http://www.veronagroup.co.uk) for more details.



Also featuring Loft White 300x600mm wall tiles. Visit [www.veronagroup.co.uk](http://www.veronagroup.co.uk) for more details.

## Pinnacle Concrete Grey

Featuring a distressed textured pattern with subtle tonal shading, Pinnacle Concrete Grey gives the look of a raw natural material but in a waterproof finish that's perfect for bathrooms.

**Code** L10014

**Type** Water Resistant SPC

**Installation** Uniclic

**Plank size** 305 x 610mm

**Thickness** 5mm + 1mm underlay

**Pack size** 1.86m<sup>2</sup>

**Pieces per pack** 10

**Suitability** 0.56mm wear layer General Commercial (Class 23/31)

## You will need:



Tape Measure



Utility Knife



T-Square



Spacer Wedges\*



Rubber Mallet



Tapping Block



Pencil



Pull Bar

## You may also need:



Hole Saw



Vinyl Seam Sealer



100% Silicone



Skirting Boards



Scotia Trim Moulding

\*See installation guides for size details

## How much ClickLux do I need?

Follow these simple steps to calculate how many packs of ClickLux you will need for your project.

1. Measure the length and width of the room in metres and multiply the two values together. This will give you the square metre coverage. For irregular shaped rooms, try breaking the area into smaller rectangles. Calculate the area of each rectangle then add the values together.
2. We recommend adding an additional 10% to the total area to allow for cuts and wastage during the installation process. To calculate this, simply multiply the total square metre coverage by 1.1.
3. Check the product pages in this brochure to find out how many square metres each pack of your chosen ClickLux covers. Divide your total from step 2 by the pack coverage to calculate how many boxes of ClickLux you will need. Always round this number up.

## Important information

Before installing ClickLux, view the full installation guides to ensure you follow the correct acclimatisation process for the type of ClickLux flooring you are installing.

Products must be stored horizontally in a dry area and not in uncontrolled environment conditions i.e. Garages, exterior patios etc. Do not place the boxes directly onto concrete flooring. If you have a concrete floor you must raise the boxes up slightly away from this. Always lay boxes flat to avoid damage to the locking profiles. ClickLux should be installed in accordance with British Standard BS 8203:2017.

Before you begin, ensure that the sub-floor is dry, clean, smooth, level and free from dust and debris.

Sweep and/or vacuum the area and remove all obstructions such as furniture, doorplates and skirting boards where possible.

If you are installing ClickLux in a kitchen or bathroom, ensure any fixed cabinets have already been installed as ClickLux cannot be installed underneath these.

To ensure your ClickLux floor looks its best, select boxes with the same batch and production date and mix pieces from multiple packages to achieve a natural shading blend. Be sure to inspect each piece for colour, shade, surface texture and possible damages prior to fixing.

DO NOT install pieces with damages or defects.

## Aftercare

ClickLux SPC flooring is easy to maintain. Simply remove dust and loose debris by sweeping with a soft brush or vacuuming using a nozzle suitable for vinyl floors.

Although the product is water resistant, we recommend that you mop up any spills straight away. Any stains can be removed using a well wrung out mop or damp cloth with

warm water and a suitable vinyl floor cleaner, making sure to rinse and dry the floor. Never use abrasive scourers or incorrect acidic or alkaline cleaners that are not suitable for vinyl floors.

Protect your floors by installing doormats at the entrances to your home. Metal abrasion can scratch or discolour your flooring. Chairs and furniture should be fitted with protective furniture pads. Protect your finished floor from direct sunlight.

## Installation guides

Scan the QR code below with your smartphone camera to instantly view and download our full installation guides, or visit [www.clicklux.co.uk](http://www.clicklux.co.uk).







# Notes

---

---

---

---

---

---

---

---

---

---

---

---

---

---

---

---

---

---

---

---

---

---

---

---

---

---

---

---

---

---

# Index



Antique Cedar  
Page 18



Black Elm  
Page 13



Golden Beech  
Page 20



Light Oak  
Page 16



Limed Oak  
Page 15



Rich Walnut  
Page 21



Rustic Willow  
Page 19



Silver Birch  
Page 12



Warm Maple  
Page 17



Weathered Ash  
Page 14



Axia Concrete Anthracite  
Page 22



Axia Concrete Grey  
Page 23



Bowfell Stone Grey  
Page 26



Castello Marble White  
Page 25



Chamonix Marble Beige  
Page 24



Pinnacle Concrete Anthracite  
Page 28



Pinnacle Concrete Grey  
Page 29



Rodellar Stone Silver  
Page 27



Ashdown Limed Oak  
Herringbone [Page 9](#)



Burnham Golden Oak  
Herringbone [Page 6](#)



Haldon Antique Oak  
Herringbone [Page 11](#)



Rydal Natural Oak  
Herringbone [Page 7](#)



Selwood Light Oak  
Herringbone [Page 8](#)



Wyre Silver Oak  
Herringbone [Page 10](#)



Durable, Rigid, Click-Fit Luxury Vinyl | By Verona

Please note that product images are shown for indicative purposes only and colour reproduction throughout this catalogue is as accurate as printing techniques allow. We recommend you visit your local retailer to view a sample of the product before purchasing. Please contact us to find your nearest retailer. Although we endeavour to communicate any changes as soon as possible, we reserve the right to amend or withdraw products contained within this catalogue at any time without prior notice. As variations in colour, shading and texture may occur between different batches of SPC, we recommend you purchase sufficient packs in one go to complete a project. Please ensure a satisfactory blend of shades can be achieved BEFORE fixing as claims relating to variations that were apparent before fixing will not be accepted once the product has been installed.

Please refer to our Terms & Conditions of Sale for further details.

[www.clicklux.co.uk](http://www.clicklux.co.uk)

Lumina, Park Approach, Thorpe Park, Leeds, LS15 8GB | 0113 244 4984 | [www.veronagroup.co.uk](http://www.veronagroup.co.uk) | [sales@veronagroup.co.uk](mailto:sales@veronagroup.co.uk)

M10289 August 2024 V4